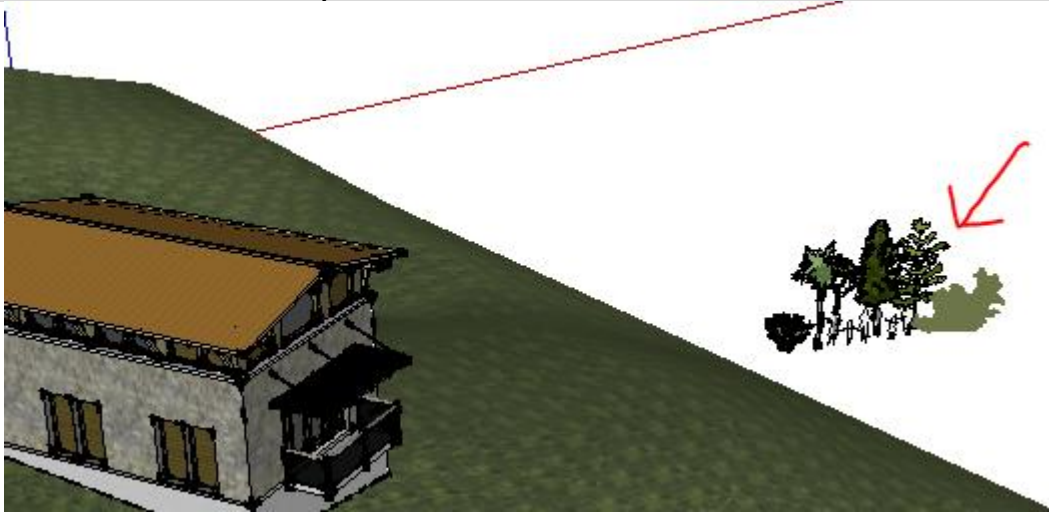


# Vali Architects Instant PLACER (free)

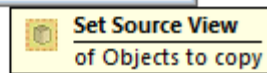
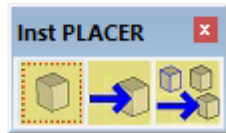
*This is my oldest plugin. I originally wrote it for 2D Autocad over 25 years ago and have used it often. It is available on Extension warehouse in addition to my website under Sketchup Scripts/ Miscellaneous downloads*

*Switches between current view and a chosen source view. Components and groups can be copied from the source view to current view. The source view can be thought of as a palette of objects.*

First insert components to use in a model. I have commonly used entourage as a single component file to install and explode.



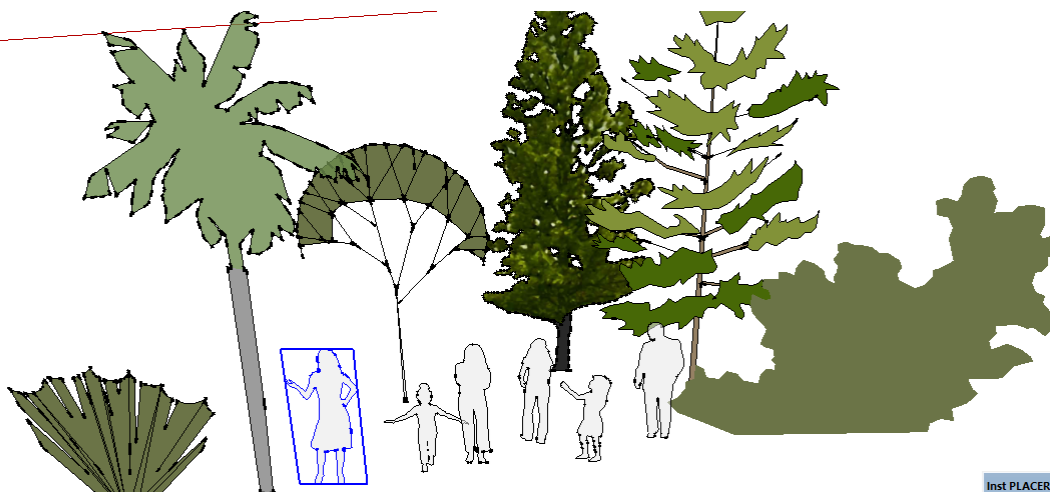
Then navigate to a view that displays the groups or components to copy and click the “Set Source View” button.




Then navigate the model to where you want an object copied and click the “Make Copy” button.



The view will switch back to the source view. Select the component.



The view immediately switches back to the current (destination) view. Insert a copy of the object. It remains highlighted so I can move/rotate etc. as usual for a SketchUp component or group insertion.



For multiple copies, choose the “Make Multiple Copies” icon:



The view will switch back to Source. Select a component.



The view will switch back to the destination. Place multiple copies of the component.



Then navigate to a different view and do the same for the other components.



Quickly populate your model.

