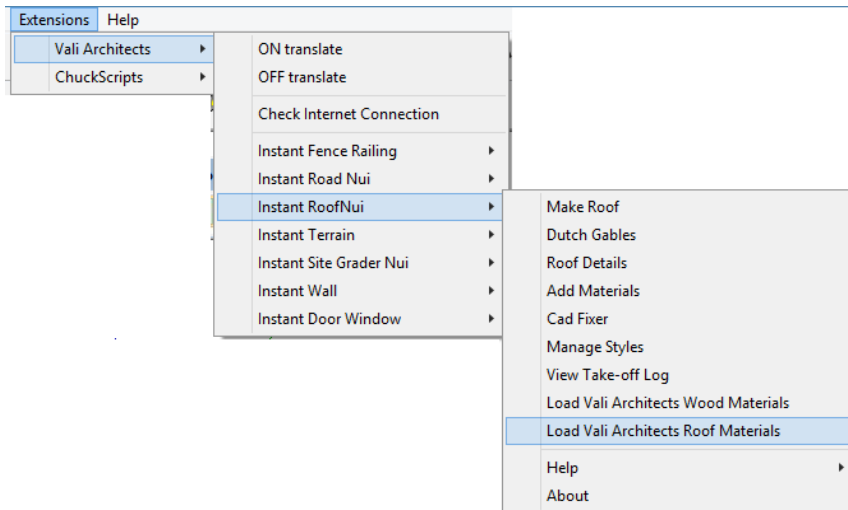
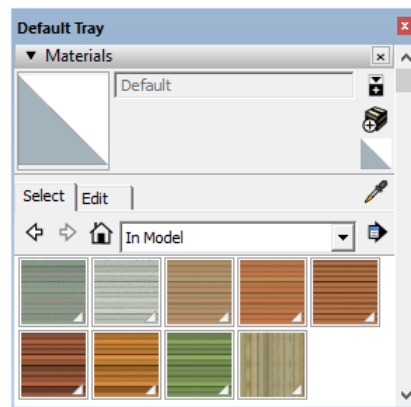


Instant Roof Nui *Roof Materials Palette*

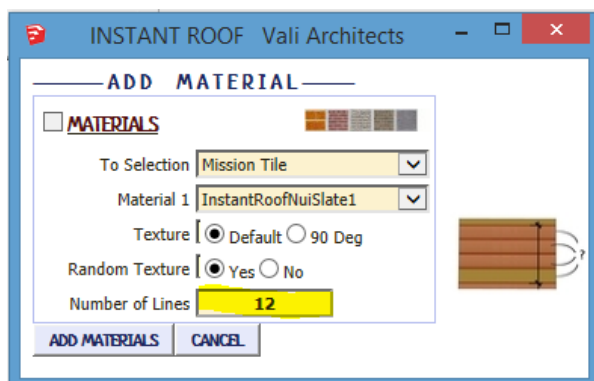
Click Extensions (or Plugins)/Vali Architects/Instant Roof Nui/Load Vali Architects Roof Materials



These materials will now be loaded into your model and available for use with Instant Roof Nui:



These textures have 12 color bands, so this parameter should be set as shown:



Here is what they look like when applied and aligned to the roof tiles using Instant Roof Nui:

