
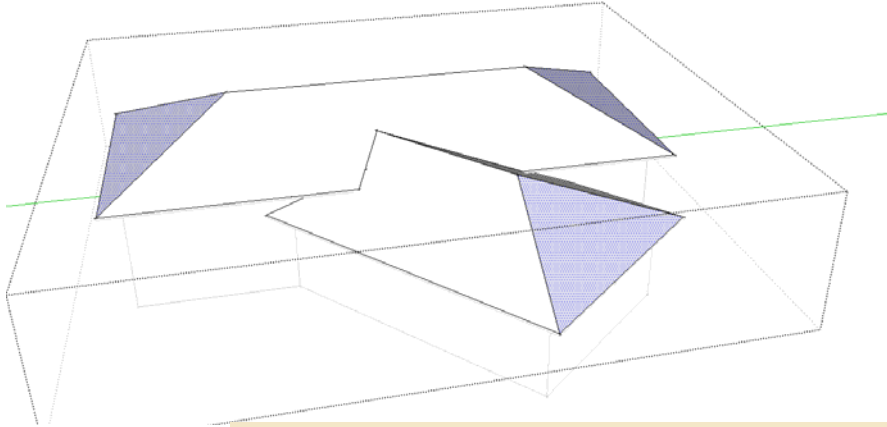


Instant Roof

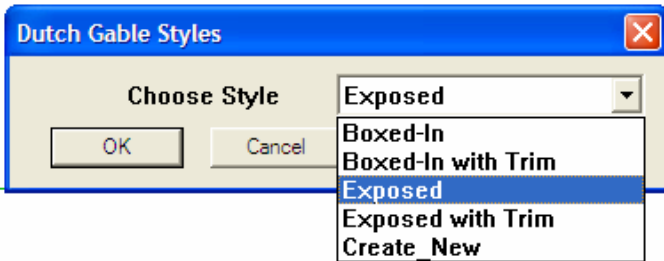


QuickStart Basic Dutch Gable

1. Create a roof using **Instant Roof**. Select one or more roof faces to turn into a Dutch Gables. Double click the roof to open it for editing.



2. Choose **“Plugins/ Instant Roof/ Add Dutch Gables to Hip Roof”**. In the pop-up menu, then choose **“Exposed”** from the **“Choose Style”** pull down menu.



3. Choose **“OK”** to accept default parameters and generate the Dutch gables:

