

# Instant Road

## Examples: Make Island or Median

The examples show some of the results that can be obtained by using different inputs and settings.

The beginning image shows the inputs: a road surface and a single horizontal face.

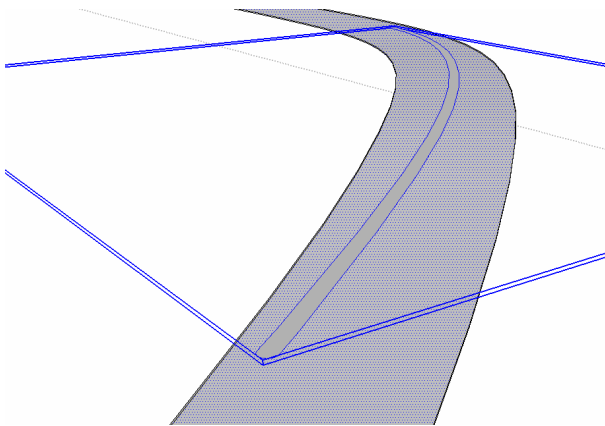
The face must be in a group; the road surface must be active.

To the right of the inputs image is a list of the settings chosen from the **Make Island or Median** menu.

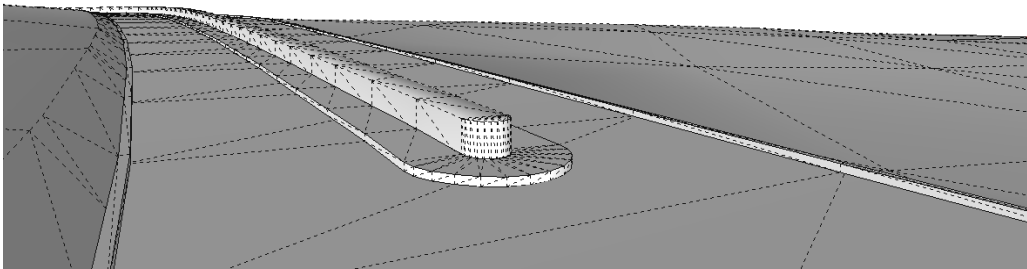
*(If you're not using the Pro version, curb width is limited to 6 inches (15cm))*

---

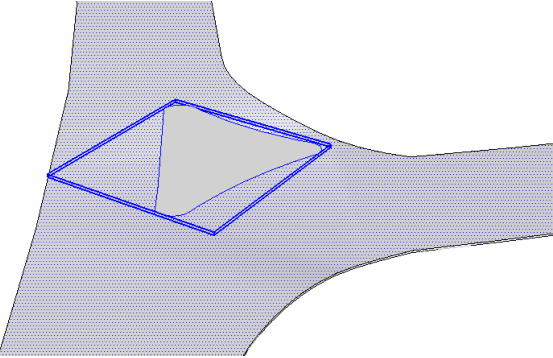
### Example 1: Median with sidewalk and hedge



Type of Island or Median: Raised Curb or Sidewalk  
Curb or Sidewalk Width: 42 inches (1m)  
Top of Curb above or below median: -24 inches (-61cm)  
All other settings were default.



# Example 2: Recessed Island



Type of Island or Median: no curb, Depressed Median  
Offset Width of Merge around Median: 10 feet (3m)  
All other settings were default.

